





■ Ketec Precision Tooling Co., Ltd  
Manufacturing CNC Punch Tooling



■ Ketec Precision Tooling Co., Ltd  
Manufacturing Press Brake Tooling

## ***KETEC CHINA SERVE THE WORLD***

---

### **The biggest sheet metal tooling manufacturer in China**

- National High Tech Enterprise
- Registered Capital: 50 Million RMB.
- Fix Assets: 150 Million RMB.
- Total factory area: 506,000 square feet (47,000 square meters).
- Annual Product Capacity: 1,200,000 sets for CNC punch press tooling; 20,000 sets for Press Brake Tooling.
- Over 300 high-quality employees in the company, KETEC have completed machining, EDM, heat treatment.
- National high-tech enterprise, features sheet metal technology R&D center.
- Obtains 18 national invention and new utility patent.
- Over 10,000 sheet metal enterprises in the world are using KETEC TOOLS
- 24 Direct sales in China and 18 KETEC Agents in the global countries.

- 1998 Sept. Founded Jiangnan Mold Tools Factory in Guangzhou.  
Manufacturing stamping tooling.
- 2001 Aug. Established Ketec Precision Tooling Co.,Ltd.  
Manufacturing CNC punch tooling and stamping tooling.
- 2004 Feb. Registered **KETEC**<sup>®</sup> trademark.
- 2004 Aug. ISO9000:2000 certified.
- 2004 Nov. Registered **KETEC**<sup>®</sup> as an international trademark.
- 2007 Dec. Registered enterprise value increasing to 5 Million RMB.
- 2008 Jan. Move to Mingzhu Industrial Park in Conghua Guangzhou with  
approximately 323,000 square feet (30,000 square meters).
- 2008 Jan. Registered enterprise value increasing to 10 Million RMB.
- 2008 Mar. Awarded Guangdong Major Products certificate  
for CNC punch tooling.
- 2008 Jun. Created guideline with permission from Standardization  
Administration of People' s Republic of China for CNC Turret  
Punch Tooling standard.
- 2010 Feb. Published JB/T 10928–2010, CNC Turret Punch Tooling standard  
by China Ministry of Industry and Information.  
Implemented in July 2010.
- 2010 Nov. ISO 9001:2008 Certified.
- 2011 Jun. Started selling TOP series thick turret tooling.
- 2011 Nov. Setup warehouse in Taicang Jiangsu.
- 2012 Mar. Registered enterprise value increasing to 50 Million RMB.
- 2012 Jul. Rated as National High Tech Enterprise.  
Certification No: GR201244000059
- 2012 Aug. Second location completed in Industrial Nan Road  
Conghua Guangzhou with approximately 183000 square feet  
(17000 square meters). Manufacturing press brake tooling.
- 2012 Aug. Established KETEC Precision Tooling Inc. in USA.
- 2013 Oct. Setup warehouse in Tianjin.
- 2015 Oct. Honored the Integrity of Law–Abiding business model in Guangzhou.

# CONTENTS

**114 SERIES**  
**Punch**  
**Die**  
**Stripper**

**P 1-P5**

**FORMING**  
**TOOLS**

**P11-P17**

**114 Guide**

**P5**

**SHAPE**  
**CLASSES**

**P18-P19**

**VULCAN SERIES**  
**Punch**  
**Die**  
**Stripper**

**P6-P9**

**VULCAN**  
**GUIDE ASS'Y**

**P10**

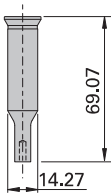
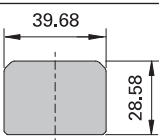



## 114 SERIES

# 114 SERIES STANDARD TOOL

Part	Icon	Description	Code	Price
------	------	-------------	------	-------

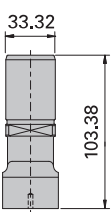
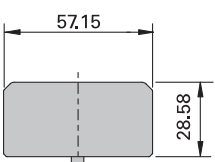
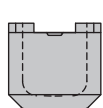
## A STN (~12.7mm) [~1/2"]

Punch		Round	W1.AP1RO.
Die		Round (no pin)	W1.AD1RO.
		Round (Heavy Duty)	W1.AD3RO.
Stripper		Stripper (IA station)	W1.AS1
		Stripper (XA station)	W1.XS1

## B STN (~25.4mm) [~1"]

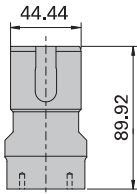
Punch		Round	W1.BP1RO.
		Square (8 locators)	W1.BP3SQ.
		Shape (4 locators)	W1.BP2**.
		Other (4 locators)	W1.BP2**.
Die		Round	W1.BD1RO.
		Shape	W1.BD2**.
		Others	W1.BD2**.
Stripper		Stripper	W1.BS1

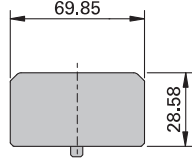
## C STN (25.4~38.1mm) [1"~1-1/2"]


Punch		Round	W1.CP1RO.
		Square (8 locators)	W1.CP3SQ.
		Shape (4 locators)	W1.CP2**.
		Others (4 locators)	W1.CP2**.
Die		Round	W1.CD1RO.
		Shape	W1.CD2**.
		Others	W1.CD2**.
Stripper		Stripper	W1.CS1

Part	Icon	Description	Code	Price
------	------	-------------	------	-------

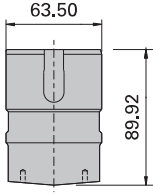
**D STN (38.1~50.8mm) [1-1/2"~2"]**

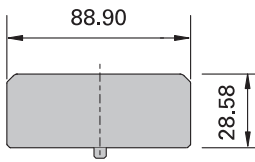
Punch		Round (0°)	W1.DP1RO.
		Square (0°, 135°)	W1.DP3SQ.
		Shape (0°, 90°)	W1.DP2**.
		Others (0°, 90°)	W1.DP2**.


Die		Round	W1.DD1RO.
		Shape	W1.DD2**.
		Others	W1.DD2**.

Stripper		Stripper	W1.DS1
		Stripper (Shape)	W1.DS2

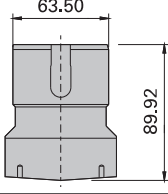
**E STN (50.8~63.5mm) [2"~2-1/2"]**

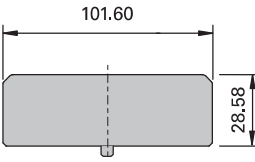
Punch		Round (0°)	W1.EP1RO.
		Square (0°, 135°)	W1.EP3SQ.
		Shape (0°, 90°)	W1.EP2**.
		Others (0°, 90°)	W1.EP2**.


Die		Round	W1.ED1RO.
		Shape	W1.ED2**.
		Others	W1.ED2**.

Stripper		Stripper	W1.ES1
----------	-------------------------------------------------------------------------------------	----------	--------

**F STN (63.5~76.2mm) [2-1/2"~3"]**

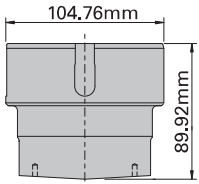
Punch		Round (0°)	W1.FP1RO.
		Square (0°, 135°)	W1.FP3SQ.
		Shape (0°, 90°)	W1.FP2**.
		Others (0°, 90°)	W1.FP2**.

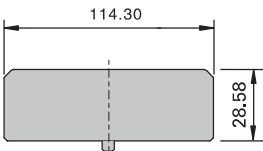
Die		Round	W1.FD1RO.
		Shape	W1.FD2**.
		Others	W1.FD2**.

Stripper		Stripper	W1.FS1
		Stripper (Shape)	W1.FS2

Part	Icon	Description	Code	Price
------	------	-------------	------	-------

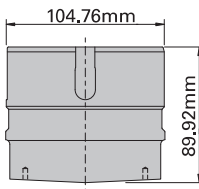
### G STN (76.2~88.9mm) [3"~3-1/2"]

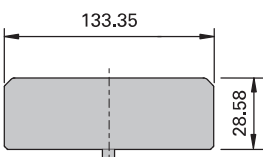
Punch		Round (0°)	W1.GP1RO.
		Square (0°, 135°)	W1.GP3SQ.
		Shape (0°, 90°)	W1.GP2**.
		Others (0°, 90°)	W1.GP2**.


Die		Round	W1.GD1RO.
		Shape	W1.GD2**.
		Others	W1.GD2**.

Stripper		Stripper	W1.GS1
----------	-----------------------------------------------------------------------------------	----------	--------

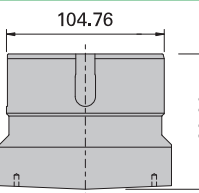
### H STN (88.9~104.8mm) [3-1/2"~4-1/5"]

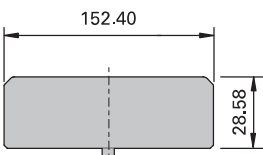
Punch		Round (0°)	W1.HP1RO.
		Square (0°, 135°)	W1.HP3SQ.
		Shape (0°, 90°)	W1.HP2**.
		Others (0°, 90°)	W1.HP2**.

Die		Round	W1.HD1RO.
		Shape	W1.HD2**.
		Others	W1.HD2**.

Stripper		Stripper	Not supply
----------	-------------------------------------------------------------------------------------	----------	------------

### J STN (104.8~120.65mm) [4-1/5"~4-3/4"]

Punch		Round (0°)	W1.JP1RO.
		Square (0°, 135°)	W1.JP3SQ.
		Shape (0°, 90°)	W1.JP2**.
		Others (0°, 90°)	W1.JP2**.

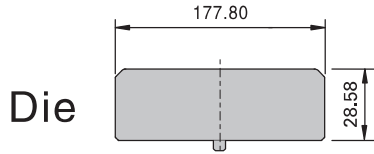
Die		Round	W1.JD1RO.
		Shape	W1.JD2**.
		Others	W1.JD2**.

Stripper		Stripper (shape)	W1.JS2
----------	-------------------------------------------------------------------------------------	------------------	--------



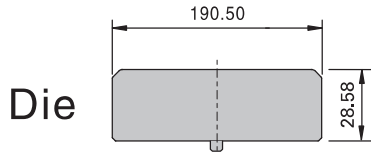
Part	Icon	Description	Code	Price
------	------	-------------	------	-------

## K STN (120.65~139.7mm) [4-3/4"~5-1/2"]



Round	W1.KD1RO.
Shape	W1.KD2**.
Other	W1.KD2**.

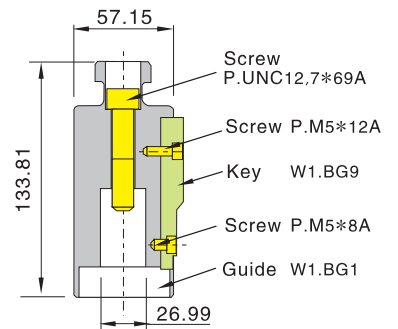
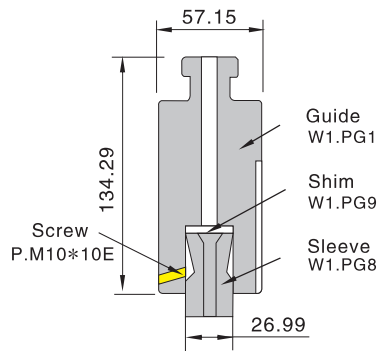
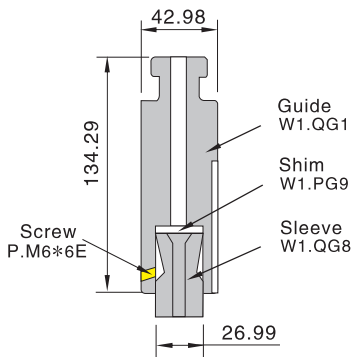
## L STN (139.7~152.4mm) [5-1/2"~6"]



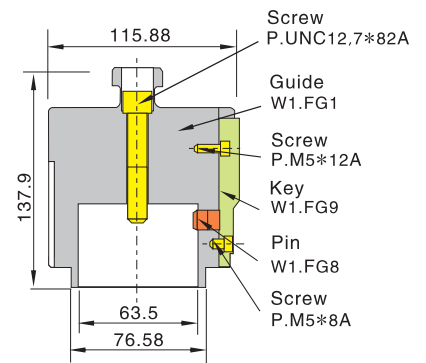
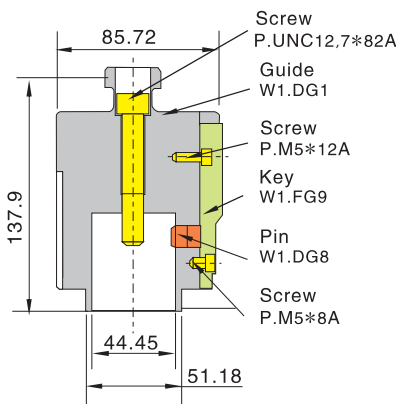
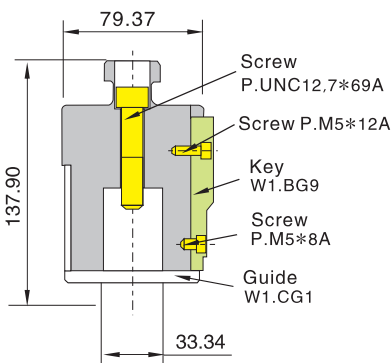
Round	W1.LD1RO.
Shape	W1.LD2**.
Other	W1.LD2**.

## 114 Guide

XA STN	W1.QG1	PRICE	IA STN	W1.PG1	PRICE	B STN	W1.BG1	PRICE
--------	--------	-------	--------	--------	-------	-------	--------	-------



C STN	W1.CG1	PRICE	D STN	W1.DG1	PRICE	E,F STN	W1.FG1	PRICE
-------	--------	-------	-------	--------	-------	---------	--------	-------





## VULCAN SERIES

# VULCAN SERIES STANDARD TOOL

Part	Icon	Description	Code	Price
------	------	-------------	------	-------

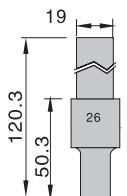
## X STN (~12.7mm) [~1/2"]

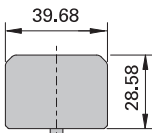
Punch		Round	W3.XP1RO.	
-------	-----------------------------------------------------------------------------------	-------	-----------	--

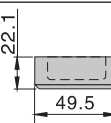
Die		Round Round (Heavy Duty)	W1.AD1RO. W1.AD3RO	
-----	-----------------------------------------------------------------------------------	-----------------------------	-----------------------	--

Stripper		Round	W3.XS1RO.	
----------	-----------------------------------------------------------------------------------	-------	-----------	--

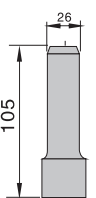
## AB STN (~25.4mm) [~1"]

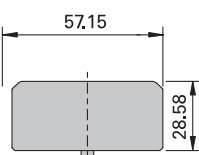
Punch		Round (0°) Square (0°, 135°) Shape (0°, 90°) Others (0°, 90°)	W3.BP1RO. W3.BP3SQ. W3.BP2**. W3.BP2**.	
-------	------------------------------------------------------------------------------------	------------------------------------------------------------------------	--------------------------------------------------	--

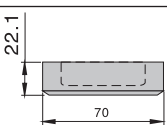
Die		Round Square Others	W1.BD1RO. W1.BD2**. W1.BD2**.	
-----	-------------------------------------------------------------------------------------	---------------------------	-------------------------------------	--

Stripper		Round Square Others	W3.BS1RO. W3.BS1**. W3.BS1**.	
----------	-------------------------------------------------------------------------------------	---------------------------	-------------------------------------	--

## C STN (25.4~38.1mm) [1"~1-1/2"]

Punch		Round (0°) Square (0°, 135°) Shape (0°, 90°) Others (0°, 90°)	W3.CP1RO. W3.CP3SQ. W3.CP2**. W3.CP2**.	
-------	-------------------------------------------------------------------------------------	------------------------------------------------------------------------	--------------------------------------------------	--

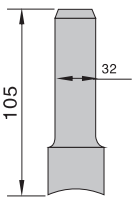
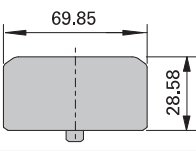
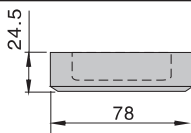
Die		Round Square Others	W1.CD1RO. W1.CD2**. W1.CD2**.	
-----	-------------------------------------------------------------------------------------	---------------------------	-------------------------------------	--

Stripper		Round Square Others	W3.CS1RO. W3.CS1**. W3.CS1**.	
----------	-------------------------------------------------------------------------------------	---------------------------	-------------------------------------	--

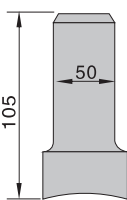
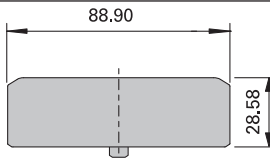
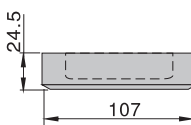
# VULCAN SERIES STANDARD TOOL

**Part Icon Description Code Price**

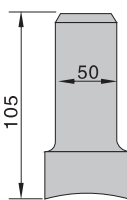
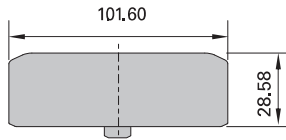
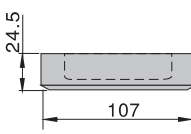
## D STN (38.1~50.8mm) [1-1/2"~2"]

Punch		Round (0°)	W3.DP1RO.
		Square (0°, 135°)	W3.DP3SQ.
		Shape (0°, 90°)	W3.DP2**.
		Others (0°, 90°)	W3.DP2**.
Die		Round	W1.DD1RO.
		Square	W1.DD2**.
		Others	W1.DD2**.
Stripper		Round	W3.DS1RO.
		Square	W3.DS1**.
		Others	W3.DS1**.

## E STN (50.8~63.5mm) [2"~2-1/2"]

Punch		Round (0°)	W3.EP1RO.
		Square (0°, 135°)	W3.EP3SQ.
		Shape (0°, 90°)	W3.EP2**.
		Others (0°, 90°)	W3.EP2**.
Die		Round	W1.ED1RO.
		Square	W1.ED2**.
		Others	W1.ED2**.
Stripper		Round	W3.FS1RO.
		Square	W3.FS1**.
		Others	W3.FS1**.

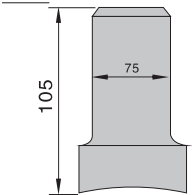
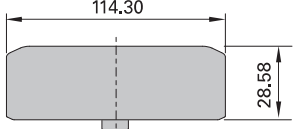
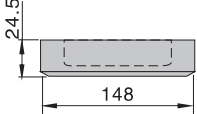
## F STN (63.5~76.2mm) [2-1/2"~3"]

Punch		Round (0°)	W3.FP1RO.
		Square (0°, 135°)	W3.FP3SQ.
		Shape (0°, 90°)	W3.FP2**.
		Others (0°, 90°)	W3.FP2**.
Die		Round	W1.FD1RO.
		Square	W1.FD2**.
		Others	W1.FD2**.
Stripper		Round	W3.FS1RO.
		Square	W3.FS1**.
		Others	W3.FS1**.

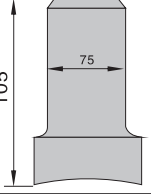
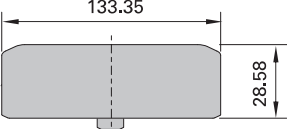
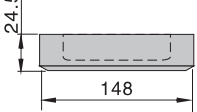
# VULCAN SERIES STANDARD TOOL

**Part Icon Description Code Price**

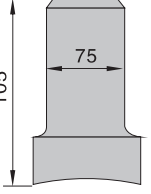
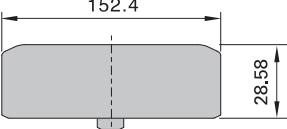
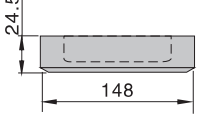
## G STN (76.2~88.9mm) [3"~3-1/2"]

Punch		Round (0°)	W3.GP1RO.
		Square (0°, 135°)	W3.GP3SQ.
		Shape (0°, 90°)	W3.GP2**.
		Others (0°, 90°)	W3.GP2**.
Die		Round	W1.GD1RO.
		Square	W1.GD2**.
		Others	W1.GD2**.
Stripper		Round	W3.JS1RO.
		Square	W3.JS1**.
		Others	W3.JS1**.

## H STN (88.9~104.8mm) [3-1/2"~4"]

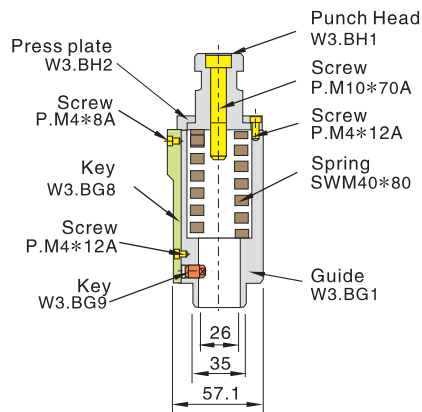
Punch		Round (0°)	W3.HP1RO.
		Square (0°, 135°)	W3.HP3SQ.
		Shape (0°, 90°)	W3.HP2**.
		Others (0°, 90°)	W3.HP2**.
Die		Round	W1.HD1RO.
		Square	W1.HD2**.
		Others	W1.HD2**.
Stripper		Round	W3.JS1RO.
		Square	W3.JS1**.
		Others	W3.JS1**.

## J STN (104.8~120.65mm) [4"~4-1/2"]

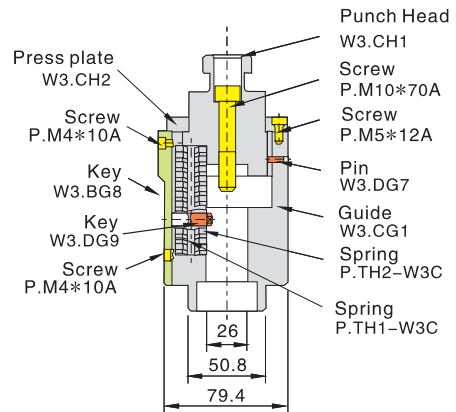
Punch		Round (0°)	W3.JP1RO.
		Square (0°, 135°)	W3.JP3SQ.
		Shape (0°, 90°)	W3.JP2**.
		Others (0°, 90°)	W3.JP2**.
Die		Round	W1.JD1RO.
		Square	W1.JD2**.
		Others	W1.JD2**.
Stripper		Round	W3.JS1RO.
		Square	W3.JS1**.
		Others	W3.JS1**.

# VULCAN HOLDER

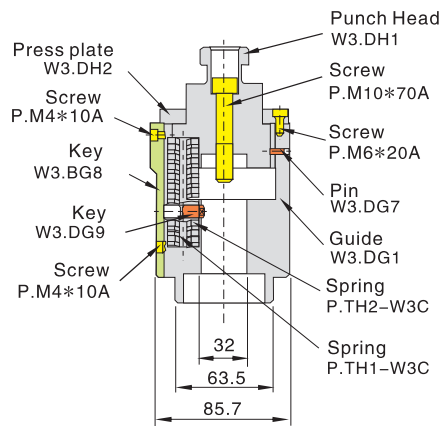
**A, B STN**      **W3.BC1**      **PRICE**



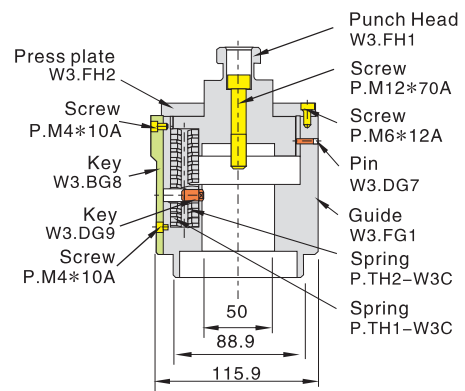
**C STN**      **W3.CC1**      **PRICE**



**D STN**      **W3.DC1**      **PRICE**



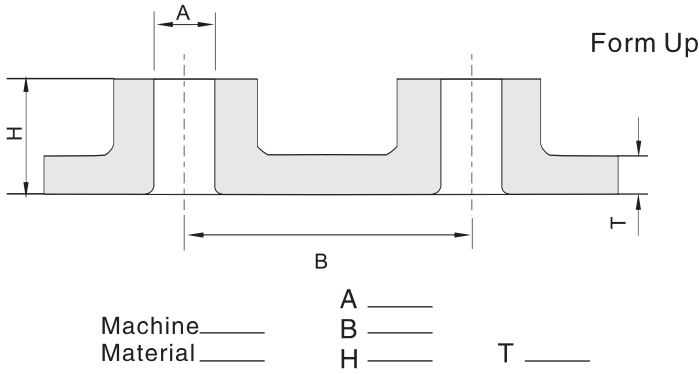
**E, F STN**      **W3.FC1**      **PRICE**





## FORMING TOOLS

# EXTRUSION TAPPING



Prepunch size (Stainless steel) unit: mm [inch]

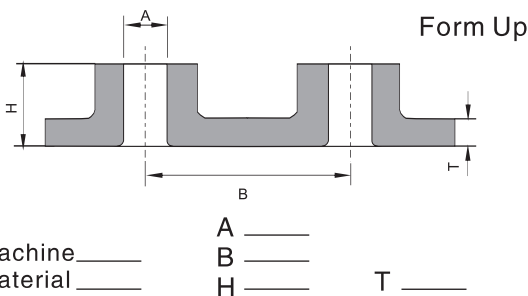
Extrusion		Thickness: T			
Size	∅A	0.6 [0.02]	0.8 [0.03]	1.0 [0.04]	1.2 [0.05]
M2.6	2.21 [0.09]	1.3 [0.05]	1.3 [0.05]	1.3 [0.05]	
M3	2.60 [0.10]	1.3 [0.05]	1.3 [0.05]	1.6 [0.06]	1.8 [0.07]
M4	3.40 [0.13]		2.0 [0.08]	2.0 [0.08]	2.0 [0.08]
M5	4.30 [0.17]			2.3 [0.09]	2.3 [0.09]
M6	5.10 [0.20]			3.0 [0.12]	3.0 [0.12]

- Need prepunch
- Give tool enough time to strip
- Replaceable insert design on extrusion
- Form Up & Form Down
- Max. thickness
  - Mild steel: 2.3mm [0.09"]
  - Aluminum: 2.0mm [0.08"]
  - Stainless: 1.2mm [0.05"]

Prepunch size (Mild steel, Aluminum) unit: mm [inch]

Extrusion		Thickness: T			
Size	∅A	0.6 [0.02]	0.8 [0.03]	1.0 [0.04]	1.2 [0.05]
M2.6	2.21 [0.09]	1.3 [0.05]	1.3 [0.05]	1.3 [0.05]	
M3	2.60 [0.10]	1.3 [0.05]	1.3 [0.05]	1.6 [0.06]	1.8 [0.07]
M4	3.40 [0.13]		2.0 [0.08]	2.0 [0.08]	2.0 [0.08]
M5	4.30 [0.17]			2.3 [0.09]	2.3 [0.09]
M6	5.10 [0.20]			3.0 [0.12]	3.0 [0.12]

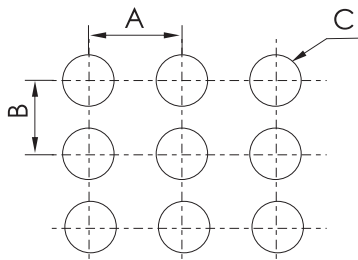
# EXTRUSION



- Need prepunch
- Form Up & Form Down
- Give tool enough time to strip
- Max. thickness
  - Mild steel: 2.0mm [0.08"]
  - Aluminum: 2.0mm [0.08"]
  - Stainless: 1.2mm [0.05"]
- Forming height:  $H \geq 2T$

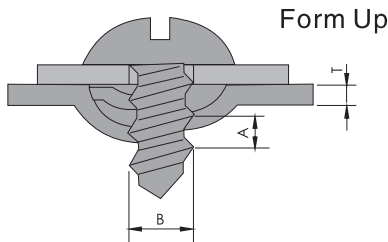


# CLUSTER



Machine \_\_\_\_\_ A \_\_\_\_\_ C \_\_\_\_\_  
 Material \_\_\_\_\_ B \_\_\_\_\_ T \_\_\_\_\_

- Space of holes must be over 3.2mm [0.13"] or 2T
- Please fill in the above form

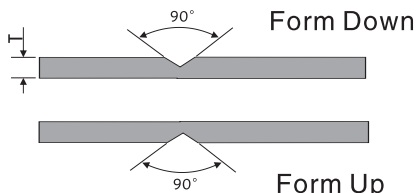


Machine \_\_\_\_\_ A \_\_\_\_\_  
 Material \_\_\_\_\_ B \_\_\_\_\_  
 T \_\_\_\_\_



# THREAD FORM

- Form Up & Form Down
- Thickness range: 0.5mm~1.2mm [0.02"~0.05"]
- Please fill in the left form

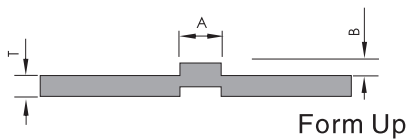


Machine \_\_\_\_\_ T \_\_\_\_\_  
 Material \_\_\_\_\_

- Forbid punching without sheet
- Adjust the height of the tool to change the depth when punching
- Form Up & Form Down
- Angle: 90 degree, Max. thickness: 6.0mm [0.24"]



# CENTERPOINT



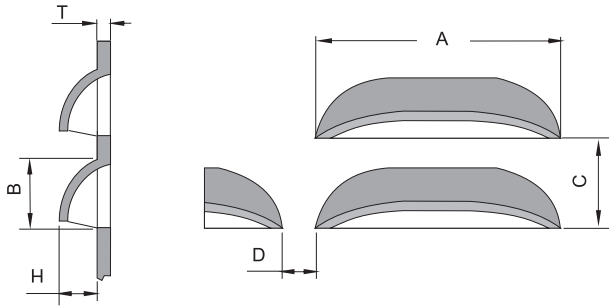
Machine \_\_\_\_\_ A \_\_\_\_\_ T \_\_\_\_\_  
 Material \_\_\_\_\_ B \_\_\_\_\_

- Form Up & Form Down
- Max. B size: 0.6T



# HALF SHEAR

# CLOSE LOUVER




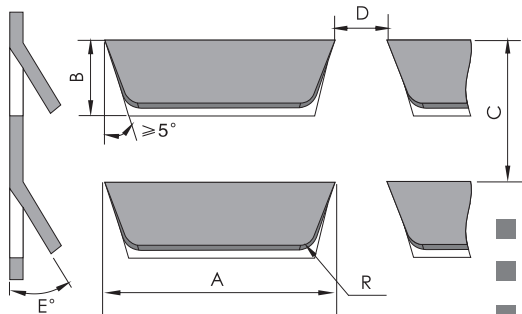
Machine \_\_\_\_\_  
Material \_\_\_\_\_

A \_\_\_\_\_ D \_\_\_\_\_  
B \_\_\_\_\_ H \_\_\_\_\_  
C \_\_\_\_\_ T \_\_\_\_\_

- Tooling is made for specific sheet metal thickness
- Consider the moving direction of the material when programing
- Give tool enough time to strip
- Adjust length without shim, replaceable insert
- Form up only



# OPEN LOUVER

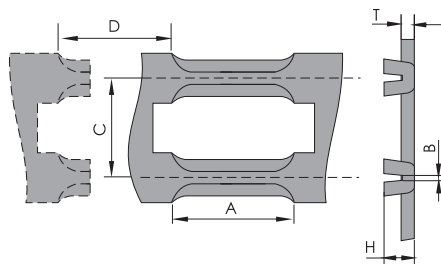


Machine \_\_\_\_\_  
Material \_\_\_\_\_

A \_\_\_\_\_ D \_\_\_\_\_  
B \_\_\_\_\_ E \_\_\_\_\_  
C \_\_\_\_\_ T \_\_\_\_\_ R \_\_\_\_\_

- Tooling is made for specific sheet metal thickness
- Consider the moving direction of the material when programing
- Give tool enough time to strip
- Adjust length without shim, replaceable insert
- Form up only

# CARD GUIDE

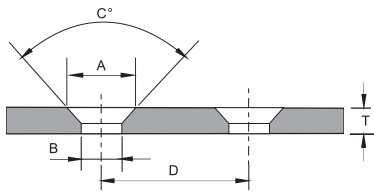


Machine \_\_\_\_\_  
Material \_\_\_\_\_

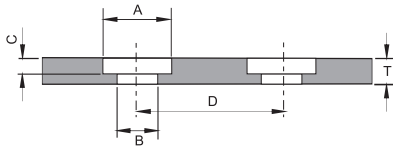
A \_\_\_\_\_ D \_\_\_\_\_  
B \_\_\_\_\_ H \_\_\_\_\_  
C \_\_\_\_\_ T \_\_\_\_\_

- Tooling is made for specific sheet metal thickness
- Adjust length without shim, replaceable insert
- Forming Height  $\leq 2 T$ , otherwise will be deformation easily

# COUNTERSINK



Machine \_\_\_\_\_ A \_\_\_\_\_ D \_\_\_\_\_  
 Material \_\_\_\_\_ B \_\_\_\_\_ C \_\_\_\_\_ T \_\_\_\_\_

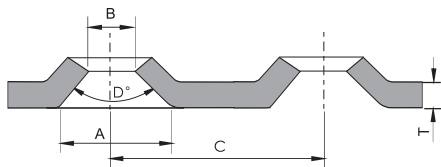


Machine \_\_\_\_\_ A \_\_\_\_\_ D \_\_\_\_\_  
 Material \_\_\_\_\_ B \_\_\_\_\_ C \_\_\_\_\_ T \_\_\_\_\_

- Need prepunch
- Adjust the prepunch size to get different depth
- Form up & Form down
- Min. thickness:  $T \geq 1.0\text{mm}$  [0.04"]

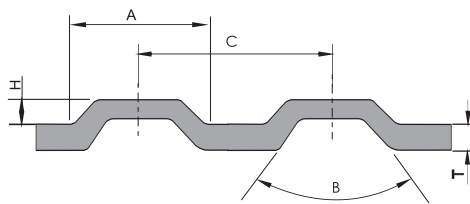


# EMBOSS COUNTERSINK



Machine \_\_\_\_\_ A \_\_\_\_\_ D \_\_\_\_\_  
 Material \_\_\_\_\_ B \_\_\_\_\_ C \_\_\_\_\_ T \_\_\_\_\_

- Suggest using prepunch
- Form up only



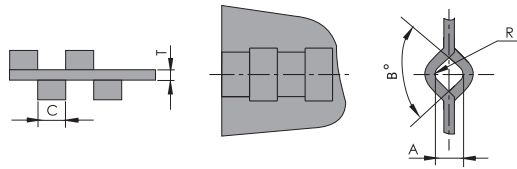
Machine \_\_\_\_\_ A \_\_\_\_\_ H \_\_\_\_\_  
 Material \_\_\_\_\_ B \_\_\_\_\_ C \_\_\_\_\_ T \_\_\_\_\_

- Escape clamp or punching hole
- Round and Shape are available
- Form up & Form down

# EMBOSS



# THREAD LOOP



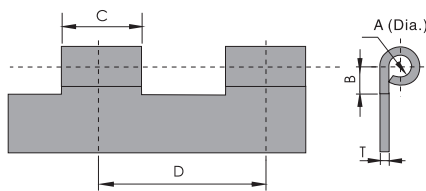
Machine \_\_\_\_\_  
Material \_\_\_\_\_

A \_\_\_\_\_  
B \_\_\_\_\_  
C \_\_\_\_\_

R \_\_\_\_\_  
T \_\_\_\_\_

- Angle B = 90°
- Please fill in the left form

# HINGE



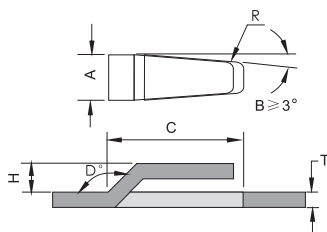
Machine \_\_\_\_\_  
Material \_\_\_\_\_

A \_\_\_\_\_  
B \_\_\_\_\_  
C \_\_\_\_\_

D \_\_\_\_\_  
T \_\_\_\_\_

1. Tooling is made for specific sheet metal thickness
2. Need prepunch
3. First for curling, second for forming
4. Form up only
5. Thickness:  $T \leq 2.0\text{mm}$  [0.08"] (Mild steel)  
 $T \leq 1.5\text{mm}$  [0.06"] (Stainless steel)
6. Please fill in the left form

# LANCE & FORM

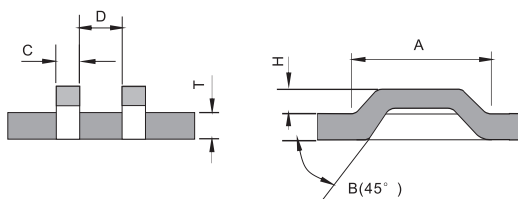


Machine \_\_\_\_\_  
Material \_\_\_\_\_

A \_\_\_\_\_ C \_\_\_\_\_ R \_\_\_\_\_  
B \_\_\_\_\_ D \_\_\_\_\_ H \_\_\_\_\_ T \_\_\_\_\_

- Tooling is made for specific thickness, can not use thicker material, otherwise the tool will be damaged.
- Please fill in the left form

# BRIDGE




Machine \_\_\_\_\_  
Material \_\_\_\_\_

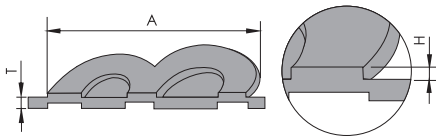
A \_\_\_\_\_ D \_\_\_\_\_  
B \_\_\_\_\_ H \_\_\_\_\_  
C \_\_\_\_\_ T \_\_\_\_\_

- Can be designed in single or double bridge
- Form up & Form down
- Width of the Bridge  $C \geq 2T$  and  $C \geq 1.8\text{mm}$  [0.07"]

# MULTI SCRIBE



- Forbid punching without sheet
- Required special control program for the machine
- Form down only

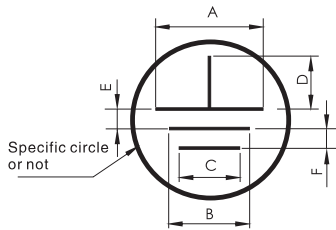


Machine \_\_\_\_\_  
 Material \_\_\_\_\_  
 A \_\_\_\_\_  
 H \_\_\_\_\_  
 T \_\_\_\_\_



# STAMPING

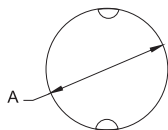
1. Form up or Form down
2. Please fill in the left form



Machine \_\_\_\_\_  
 Material \_\_\_\_\_  
 A \_\_\_\_\_  
 B \_\_\_\_\_  
 C \_\_\_\_\_  
 D \_\_\_\_\_  
 E \_\_\_\_\_  
 F \_\_\_\_\_  
 G<sub>(width)</sub> \_\_\_\_\_  
 H<sub>(depth)</sub> \_\_\_\_\_

1. Forbid punching without sheet
2. Adjust the height of the tool to change the depth when punching
3. Form up or Form down
4. Please fill in the left form

# KNOCKOUT

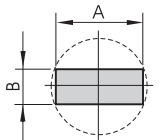
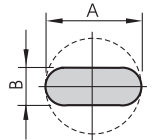
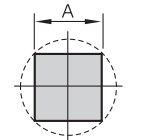
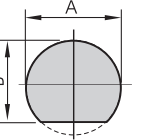
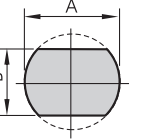
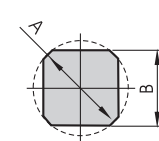
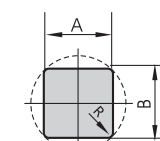
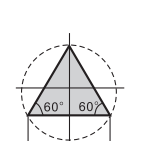
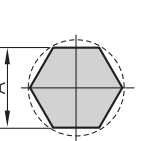
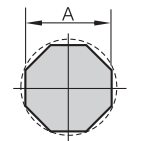


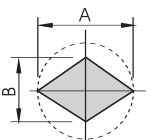
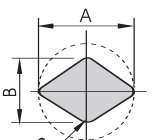
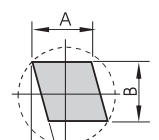
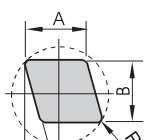
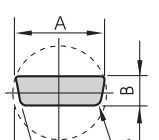
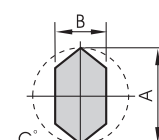
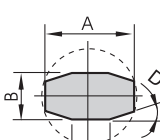
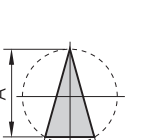
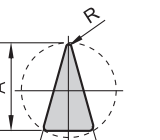
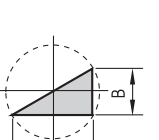
Machine \_\_\_\_\_  
 Material \_\_\_\_\_  
 A \_\_\_\_\_  
 T \_\_\_\_\_

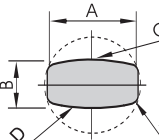
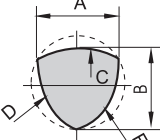
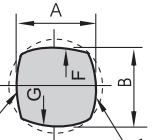
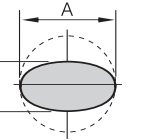
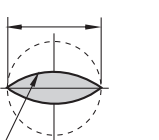
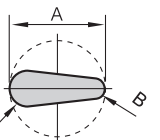


- For small thickness range only
- Changeable insert for another size, save cost

# SHAPE CLASSES

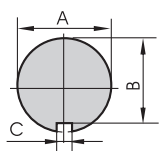
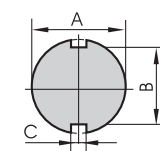
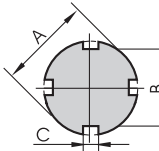
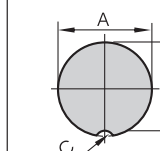
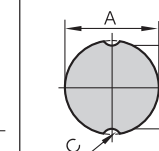
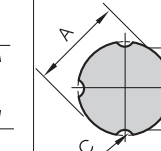
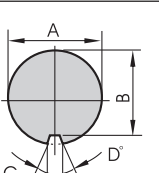
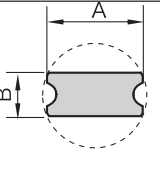
<b>STANDARD SHAPE</b>					
	Code: RE Name: Rectangle Size: B/A	Code: OB Name: Oblong Size: B/A	Code: SQ Name: Square Size: A	Code: SD Name: Single D Size: B/A	Code: DD Name: Double D Size: B/A
					
	Code: QD Name: Quad D Size: B/A	Code: QR Name: Quad R Size: B/A/R	Code: ET Name: Equilateral Triangle Size: A	Code: HX Name: Hexagon Size: A	Code: OT Name: Octagon Size: A

<b>GROUP A</b>					
	Code: A0 Name: Diamond Size: B/A	Code: A1 Name: Diamond Size: B/A/R	Code: A2 Name: Diamond Size: B/A/C	Code: A3 Name: Diamond Size: B/A/C/R	Code: A4 Name: Cable Connector Size: B/A/C/R
					
	Code: A5 Name: Six Edges Size: B/A/C	Code: A6 Name: Eight Edges Size: C/B/A/D	Code: A7 Name: Triangle Size: B/A	Code: A8 Name: Triangle w/R Size: A/B/R	Code: A9 Name: Right Triangle Size: B/A

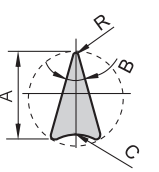
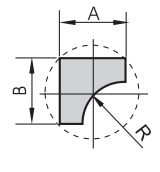
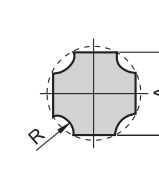
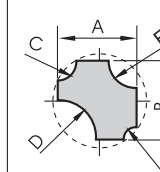
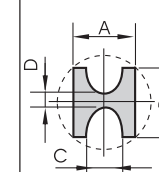
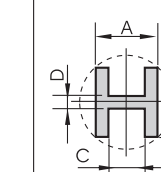
<b>GROUP B</b>						
	Code: B0 Name: Double R Size: B/A/C/D/R	Code: B1 Name: Tri-R Size: B/A/C/D/E	Code: B2 Name: Quad-R Size: B/A/D/E/F/G	Code: B3 Name: Ellipse Size: B/A/C/R	Code: B4 Name: Football Size: A/B	Code: B5 Name: Key Hole Size: A/B/C

<b>SPECIAL SHAPE</b>	Special shape follows the attached drawing
	CODE: FT

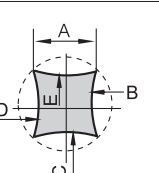
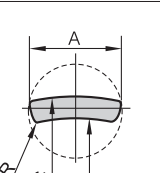
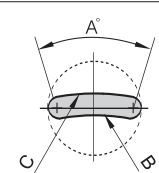
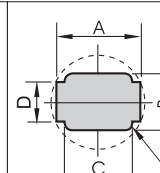
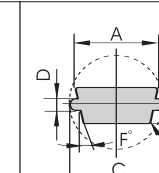
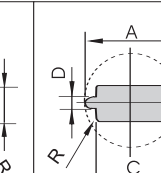
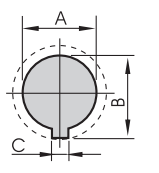
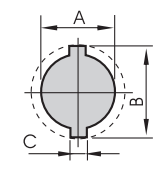
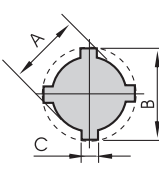
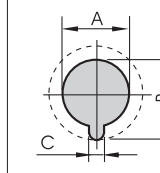
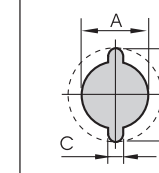
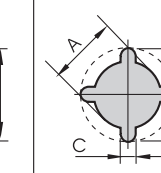
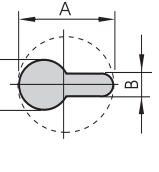
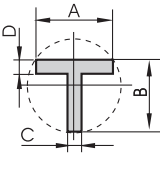
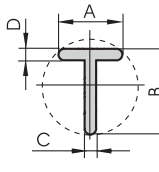
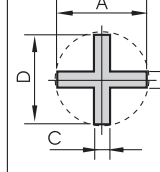
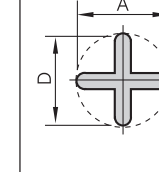
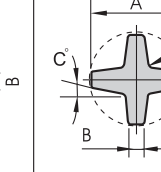
# GROUP C

					
Code: C0 Name: Key Way Size: C/B/A	Code: C1 Name: Double Key Way Size: C/B/A	Code: C2 Name: Quad Key Way Size: C/B/A	Code: C3 Name: Key Way Size: C/B/A	Code: C4 Name: Key Way Size: C/B/A	Code: C5 Name: Key Way Size: C/B/A
					
Code: C6 Name: Key Way Size: C/B/A/D	Code: C7 Name: Micro-joint Size: B/A				

# GROUP D

					
Code: D0 Name: Triangle w/R Size: A/B/C/R	Code: D1 Name: One way radius Size: B/A/R	Code: D2 Name: Four way radius Size: A/R	Code: D3 Name: Four way radius Size: A/B/C/D/E/F	Code: D4 Name: H w/radius Size: D/C/B/A	Code: D5 Name: H shape Size: D/C/B/A

# GROUP E F

					
Code: E0 Name: Four radius Size: A/B/C/D/E	Code: E1 Name: Banana Size: A/C/D/R	Code: E2 Name: Banana Size: B/C/A	Code: E3 Name: Connector Size: D/B/C/A/R	Code: E4 Name: Connector Size: D/B/A/C/F/R	Code: E5 Name: Connector Size: D/B/C/A/R
					
Code: E6 Name: Key Hole Size: C/A/B	Code: E7 Name: Key Hole Size: C/A/B	Code: E8 Name: Key Hole Size: C/A/B	Code: F0 Name: Key Hole Size: C/A/B	Code: F1 Name: Key Hole Size: C/A/B	Code: F2 Name: Key Hole Size: C/A/B
					
Code: F3 Name: Key Hole Size: B/C/A	Code: F4 Name: T shape Size: D/C/B/A	Code: F5 Name: T shape Size: D/C/A/B	Code: F6 Name: Cross Size: C/B/D/A	Code: F7 Name: Cross Size: B/A/D	Code: F8 Name: Cross Size: B/A/C/D/R

# KETEC<sup>®</sup>

## Ketec Precision Tooling Co., Ltd

---

Add: No.7,Lifeng Road., Mingzhu Industrial Park,Conghua, Guangzhou, China

P.O.Box: 510931

Tel: 0086 20 37965500 Fax: 0086 20 37965133

E-mail:international@ketectool.com

Http://www.ketectool.com



WeChat of KETEC PRECISION TOOLING

More about KETEC PRECISION TOOLING, please enter

KETEC has certified by the ISO 9001:2008 quality management system

KETEC-2016-CT